




Super minds starter

E4

Unit 6 and 7

My town & Jobs



1  **49** **WB p60** Listen and number.

Key: a 3, b 4, c 5, d 1, e 2, f 6



2 **WB p60** Point and say.

Key: 1 bus stop, 2 hospital, 3 school, 4 toy shop, 5 cinema, 6 park

1  **50** **WB p61** Listen and colour.

Key: 1 red, 2 blue, 3 yellow, 4 green

2 **WB p61** Look at the maps. Point and say.



1   **51** **WB p62** Listen. What can you remember? Draw.

2 **WB p62** Look and write.


Key: 1 park, 2 hospital, 3 shop



1  **WB p63** Look and number.

Key: 1 park, 2 hospital, 3 toy shop,
4 bus stop, 5 school, 6 cinema

2  **53**  **WB p64** Who says it?
Listen and match.

Key: 1 Misty, 2 Whisper, 3 Pigeon


2  **WB p63** Look at the
map. Ask and answer.

1   **WB p65** What's
good? Draw 😊.

Key: 2

1  **52**  **WB p64** Listen and
number.

Key: a 1, b 4, c 3, d 2

2  **WB p65** Finish the
picture. Draw what a good
friend does.

1 **WB p66** Where are they?
Look and say.

Key: 1 market, 2 café, 3 park,
4 sports centre

2 **WB p66** Look. Write and
match.

Key: 1 b: market, 2 c: café,
3 a: cinema, 4 d: hospital

3 **54** **WB p67** Listen and
draw a line. Start at X.

Key: 1 the school, 2 the cinema,
3 the hospital, 4 the park, 5 the bus
stop, 6 the toy shop

4 **WB p67** Draw a place
you know.

1 **55** **WB p68** Listen and
colour.

Key: 1 blue, 2 orange, 3 green,
4 yellow, 5 pink, 6 red

2 **WB p68** Look at the
pictures again. Circle a
face for you.

Key: Students' own answers

1 WB p69 Look and say.
Circle 😊 😐 or ☹.

2 WB p69 What's in your town?
Write *yes* or *no*.

Key: Students' own answers

3 WB p69 Draw a picture.




1  **WB p70** Match and say.

Key: 1 f teacher, 2 e doctor, 3 d gardener, 4 c vet, 5 a police officer

2 **WB p70** Look and write.


Key: 1 teacher, 2 doctor, 3 gardener, 4 vet, 5 police officer, 6 fire fighter

1  **56** **WB p71** Listen. Write yes or no.

Key: 1 yes, 2 no, 3 yes, 4 no, 5 yes, 6 yes

2 **WB p71** Look at the pictures again. Say.


Key: 1 He's a gardener. 2 She's a police officer. 3 She's a fire fighter. 4 He's a doctor. 5 He's a teacher. 6 She's a vet.

1  **57** **WB p72** Listen and trace.

Key: 1 hello, 2 hi, 3 hello, 4 hi, 5 hi

2 **WB p72** Say 'goodbye'. Write.

Key: goodbye

1  **58** **WB p73** Look. Listen and tick ☒.



Key: 1 a, 2 b, 3 a

2 **WB p74** Who wears it? Write *Whisper, Misty* or *teacher*.

Key: 1 teacher, 2 Misty, 3 Whisper, 4 teacher, 5 Misty, 6 Whisper

2 **WB p73** Point and say.

Key: Example *He's a police officer.*

1   **WB p75** What's good? Draw 😊.

Key: 1

1 **WB p74** Who is it? Look and match.

Key: 1 doctor, 2 gardener, 3 police officer

2    **WB p75** Complete the picture.



- 1** WB p76 Write the first letters.
- 4** WB p77 Trace and colour.

Key: 1 farmer, 2 dentist, 3 shop assistant

- 2** WB p76 Circle the correct words.
- 1** WB p78 Make a job picture.

Key: 1 He is outside. 2 She is inside.

- 3** WB p77 Where are they? Look and say.
- 2** WB p78 Trace the title.

Key: My job picture

Key: 1 She is inside. 2 She is inside.
3 He is outside. 4 He is inside. 5 She is outside. 6 He is outside.

1 WB p79 Look and say.
Circle 😊 ☹️ or 😞.

2 WB p79 Inside or outside?
Circle.

Key: 1 outside, 2 inside, 3 inside,
4 inside

3 WB p79 Draw your
favourite job.



